




# CRIME PREVENTION



SOUTH CAROLINA

**CRIME  
WATCH**



Division of Public Safety Programs  
Office of the Governor  
Columbia, South Carolina 29201

SOUTH CAROLINA

**CRIME  
WATCH**





# NEIGHBORHOOD WATCH

is

A program involving the joint efforts of law enforcement and communities — designed to intensify security, heighten the community's power of observation and encourage mutual assistance and concern among neighbors.

## Is "Neighborhood Watch" Needed?

In recent years, neighborhoods have experienced rapid change. Many staid neighborhoods where, at one time, everyone was amicable, have been replaced by a growing, more transient community. Because of this, people tend to seek more privacy. This new lifestyle often promotes unfamiliarity with neighbors and it promotes a corresponding lack of concern for those around us. Unfortunately this new lifestyle also enhances the opportunity for the criminal element and increases your community's vulnerability to crime.

Therefore, there *is* a need for a crime prevention program in your community. There *is* a need for "Neighborhood Watch."

### The Goal of Neighborhood Watch

is to

Reduce the Incidence of Crime

by

- (a) increasing residents' awareness of neighborhood crime through a continuing information program.
- (b) training residents in better ways to protect themselves *and* their property.
- (c) developing an action program where neighbors mutually assist one another by watching property.
- (d) encouraging all residents to cooperate with law enforcement agencies by reporting crimes and/or questionable suspicious activity in the neighborhood.

- (e) involving each household in properly securing the residence and correctly marking the property therein.

## Start a "Neighborhood Watch" Now!!!

Talk with your neighbors about the need for the program. Invite them to a meeting at a central location.

Contact your local crime prevention officer, requesting his/her presence at the meeting — to thoroughly explain the program (The Crime Prevention Officer has written materials for distribution, slides and films).



ORGANIZE A  
NEIGHBORHOOD WATCH IN  
YOUR COMMUNITY. REPORT  
SUSPICIOUS ACTIVITY TO THE  
POLICE.

You'll need a coordinator.

Block Captains  
Block Watchers

Duties are explained by the Crime Prevention Officer.

Get your "Crime Watch" membership sticker.

Put a "Crime Watch" sign in strategic spots throughout the neighborhood.

Act as eyes and ears for your neighbors and your local law enforcement agency.

You can even be nosy, if you must.

Cooperative Effort is the Key to  
Crime Prevention



# WHAT'S YOURS IS YOURS!

Be Sure You Keep It

*Mark! Identify! Etch!*

## Join Project I.D.

Project I.D. is simply a program that involves marking your property with your own identification number.

Contact your local law enforcement office and get an identification number assigned. This number will be exclusively yours!

Then

*Mark! Identify! Etch!*

Engrave numbers on items in areas that can be easily seen and that cannot be removed.

*Do* mark — items such as TVs, stereos, small appliances, guns, typewriters, cameras, lawn mowers, tools, motors, farm machinery and bicycles.

*Don't* mark — jewelry or silverware (photograph these items).

Then

Make a list of valuables (with their serial numbers, if available). Place the lists and the photographs in a safe place. A safe deposit box is the *best* place.

Now

Display a sticker on your doors and windows.



This lets the would-be burglar know your property is marked. (He'd rather pass up your house in favor of a house where people have been less cautious.)

If perchance you do become a victim, your I.D. number provides an easy method of identifying and recovering your property.

*Mark! Identify! Etch!*

## Join Project I.D. Now

This brochure is prepared for you courtesy of the

**Governor's Crime Prevention Programs**  
1205 Pendleton Street  
Columbia, South Carolina  
734-0427

Call us or your local Crime Prevention Office for further information and/or assistance.



# SAFE! SOUND! SNUG! SECURE!

## YOUR HOME

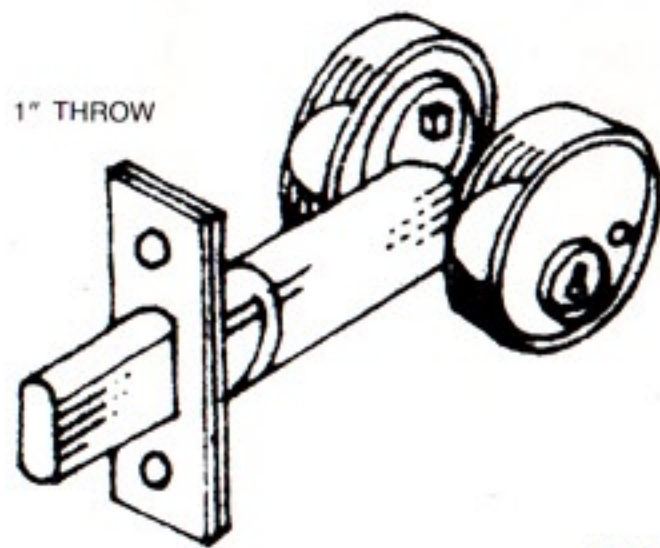
Burglars don't like to spend time tampering with Secure Homes.

Home Security increases Mental Security.

## Check Your Home

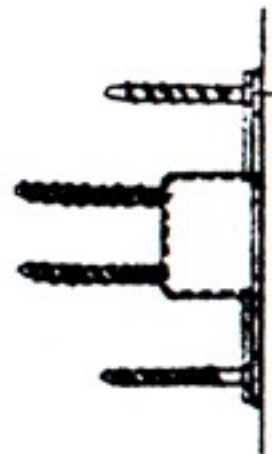
### Doors

Solid-Core doors deter burglars. Update your locks! Use double cylinder locks with a 1" deadbolt. Perhaps you'll want to install a reinforced strikeplate and keeper.



DOUBLE  
CYLINDER DEADBOLT  
LOCK WITH ONE INCH THROW

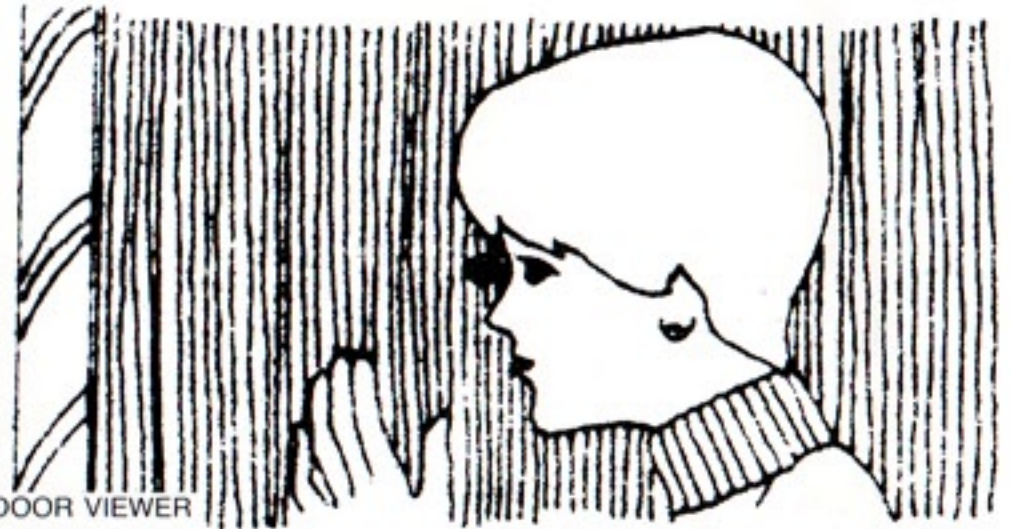
REINFORCED STRIKEPLATE  
AND KEEPER



### Key All Your Doors Alike

Remember, however, that the best lock in the world is no good if you carelessly open the door without knowing who is there.

Install and use a Door Viewer.



DOOR VIEWER  
(PEEPHOLE)

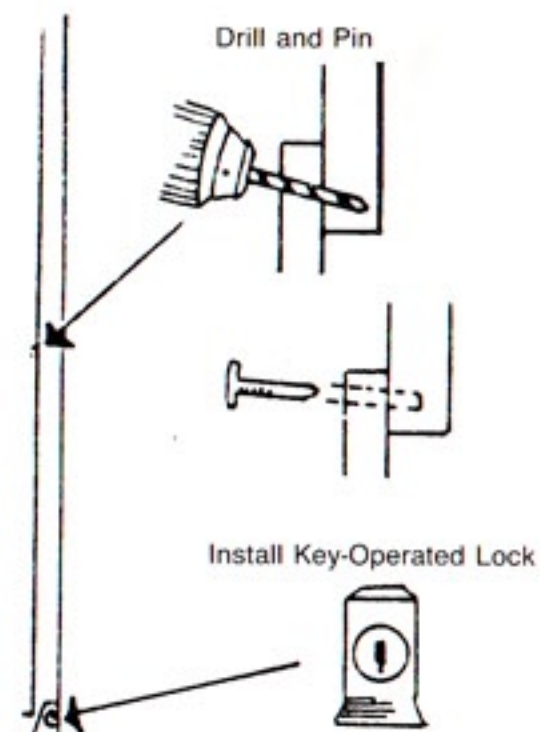
Sliding Doors are very vulnerable. Use a "Charlie Bar" in the bottom track. Install screws in the upper track.

Don't forget the doors on the garage and all the sheds!!

### Windows

The ones on the ground level are most vulnerable but don't overlook those upstairs. (Some burglars are determined.) The objective is to keep *all* windows from being pried open.

Pin the windows or install key operated Cam locks.



Secure your sliding windows as you do your sliding doors!!